

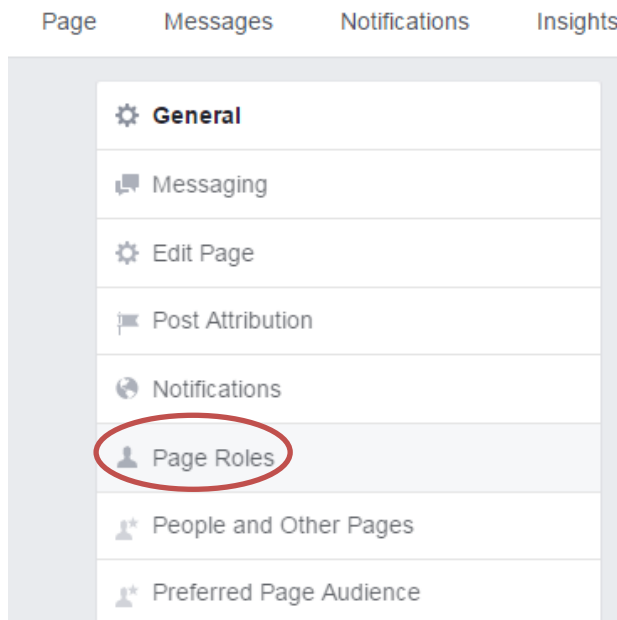
## How to add the Volunteering Team as an admin to your Network's Facebook Page.

NB - You can only do this if you are an admin yourself. If you have any trouble please contact the Volunteering Team on 01727 734475 or [networks@crohnsandcolitis.org.uk](mailto:networks@crohnsandcolitis.org.uk)

1. When viewing your Network's page please click **Settings** in the top right hand corner



2. Click on **Page Roles** in the left column



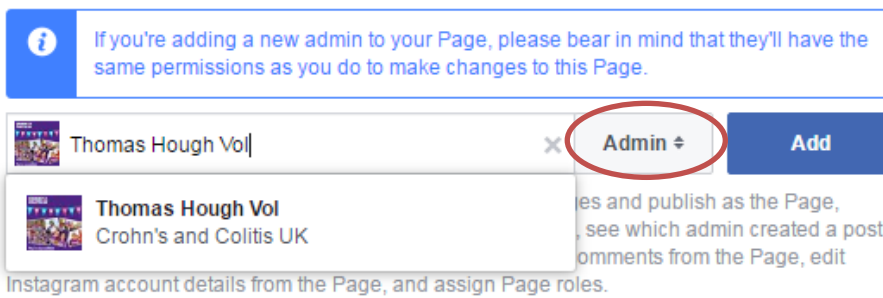
3. Type [volunteering@crohnsandcolitis.org.uk](mailto:volunteering@crohnsandcolitis.org.uk) in the box or Thomas Hough Vol

## Assign a new Page role



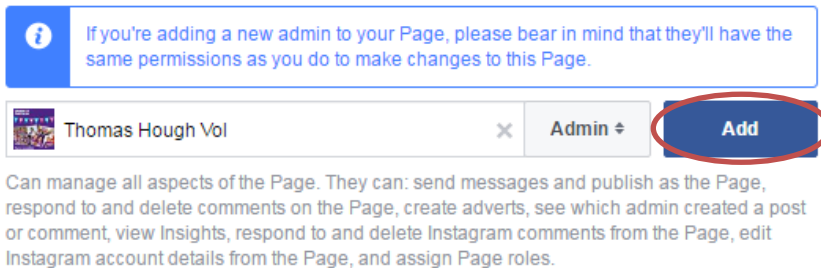
4. Click **Editor** ▼ and select Admin from the dropdown menu.

## Assign a new Page role



5. Click **Add** and enter your password to confirm.

## Assign a new Page role



If you have any trouble please contact the Volunteering Team on 01727 734475 or [networks@crohnsandcolitis.org.uk](mailto:networks@crohnsandcolitis.org.uk)